




EQUIPMENT HAND PLACEMENT



EQUIPMENT

KEEP YOUR HANDS IN THE RIGHT PLACE



SKIFF

Never place your hands between the boat and the object you are tying it to.



EQUIPMENT

KEEP YOUR HANDS IN THE RIGHT PLACE



MEWP

PINCH POINTS

When opening and closing the engine compartment keep hands away from the latch after opening the door.



EQUIPMENT

KEEP YOUR HANDS IN THE RIGHT PLACE



MEWP

PINCH POINT

Opening and closing manlift gate, use the designated handle.

EQUIPMENT

KEEP YOUR HANDS IN THE RIGHT PLACE



CRUSH POINT

Reaching for loading and unloading flags on outside vs inside of forklift.

Never place hands / limbs near machines or equipment that can articulate.

Identify all articulation on machines / equipment before use.



EQUIPMENT

KEEP YOUR HANDS IN THE RIGHT PLACE



MEWP

CRUSH POINTS

Communication if you have a partner.

Foam on handles is only to lessen the potential damage.

Good spot to place hands?

Materials in basket.

EQUIPMENT

KEEP YOUR HANDS IN THE RIGHT PLACE

Crush Point: Concrete chutes.

WE NEVER HANDLE ANY 3RD PARTY EQUIPMENT!!!



EQUIPMENT

KEEP YOUR HANDS IN THE RIGHT PLACE



CRUSH POINT

HITCHES

Connecting trailer to hitch. Can be pinched / crushed by ball of the truck hitch when lifting.



EQUIPMENT

KEEP YOUR HANDS IN THE RIGHT PLACE



TOW HITCH

**PINCH /
CRUSH POINTS**

When connecting or disconnecting a trailer move hand when bring down the latch and avoid putting hand on the hitch ball.




EQUIPMENT

KEEP YOUR HANDS IN THE RIGHT PLACE

BARRIER PICKER

*Even though there are labels for pinch point warnings we **MUST** be vigilant in our hand placement. That one split second we take to catch a piece of equipment slipping could cost us a finger! We can buy new tools but we **CAN'T** buy new fingers.*



EQUIPMENT

KEEP YOUR HANDS IN THE RIGHT PLACE

EQUIPMENT ENGINE COMPARTMENT

Be aware of hand placement while opening and closing vehicle and equipment hoods.



EQUIPMENT

KEEP YOUR HANDS IN THE RIGHT PLACE



CRUSH POINT

Golf cart seat has potential to fall causing hands or fingers to be crushed.

Wear proper gloves for added protection and avoid hand placement where material or objects have the capability to fall.




EQUIPMENT

KEEP YOUR HANDS IN THE RIGHT PLACE

CRUSH POINT

Light plant hood can potentially fail, placing a crush point if hood falls.



EQUIPMENT

KEEP YOUR HANDS IN THE RIGHT PLACE



CRUSH POINT

Potential for fingers / hands to be crushed when entering or exiting car.



Proper hand placement to enter / exit is the door handle.

EQUIPMENT

KEEP YOUR HANDS IN THE RIGHT PLACE



**QUICK
ACCESS
TOOLBOX**

PINCH POINTS



*Don't put your
fingers in between
the latch and the
swing door.*

EQUIPMENT

KEEP YOUR HANDS IN THE RIGHT PLACE



WATCH THE FORKS!

Communication and better hand placement.

How often do we see this?

Other options?

EVERYDAY MATERIAL HANDLING

KEEP YOUR HANDS IN THE RIGHT PLACE



TAILGATE

PINCH POINT

When removing tailgate boards grab from the top.

(If the board is stuck use a burke bar or tool to remove)

